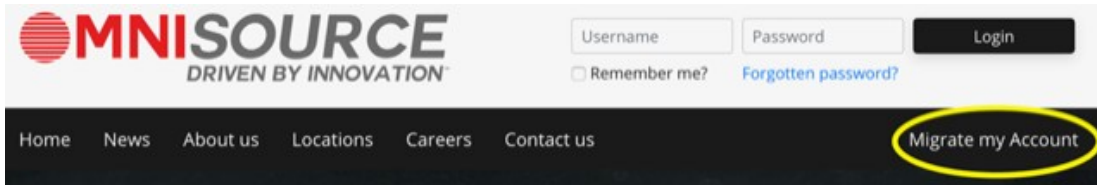


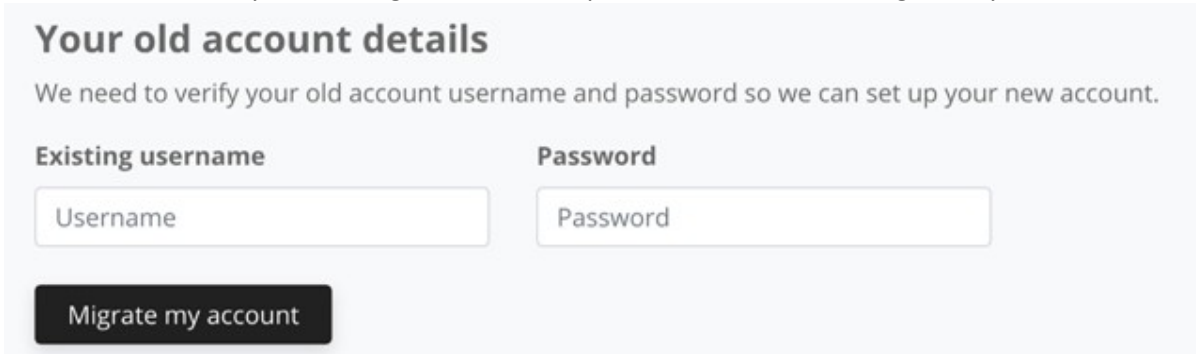
Omnisource Account Migration

To login please go to www.omnisourceusa.com

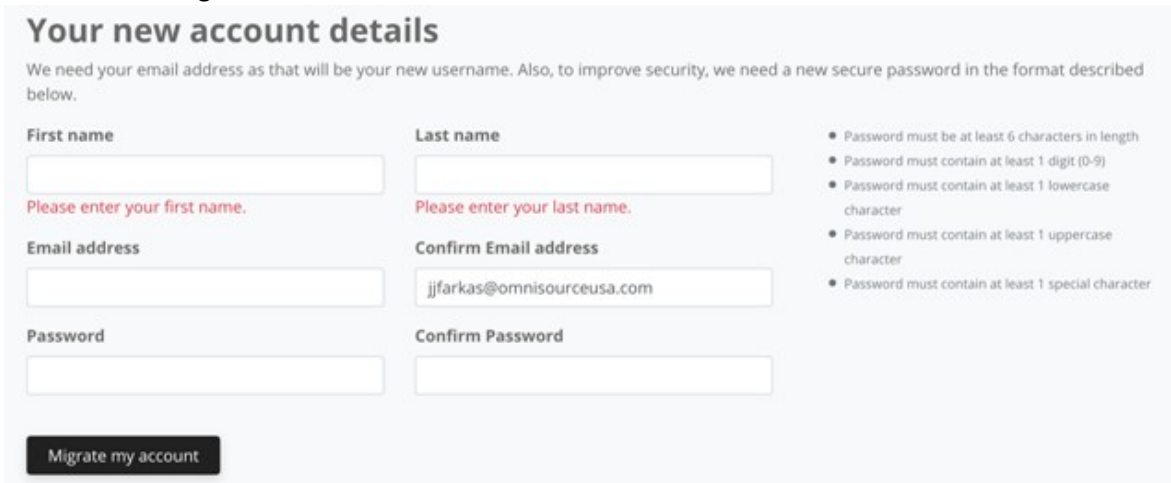
1. To access the site, you'll first need to migrate your current account to the new website. Click on Migrate my Account below the login button.



2. From there, enter your existing username and password and click the Migrate my account button.



3. You'll then be asked to create a new Master Administrator account for your store. Our new website uses your email and a password to login. Enter the name, email and password that you'd like to use. Password requirements are listed to the right.



When you click Migrate my account, the system will send you a confirmation email. Check your email and click on the link to confirm and you will be signed up and ready to go! Once you're signed in, you can create other users for your store and assign them privileges.

If you have any migration questions or encounter an error with your migration, please call your center

Amarillo: 806-372-3867	Riverside: 800-238-4882	Waco: 254-230-1072	Laredo: 956-722-5213
Billings: 406-252-8473	Salt Lake City: 800-950-9457	El Paso: 915-249-4328	Las Vegas: 888-950-9457
Commerce: 323-722-0411	San Antonio: 210-333-9088	Farmington: 505-327-4406	McAllen 956-217-0857
Dallas: 214-630-1482	Tucson: 520-230-7990	Houston: 713-956-5270	Phoenix: 602-272-4664
	Wichita Falls: 940-766-5962		